






CALL FORWARD REMOTE ACCESS

From any location – turn on, turn off, or change your forwarding number.

How it works:

You can use a touch-tone telephone at another location to change your Call Forward on your home or business phone.

To access your telephone's Call Forward service remotely:

-  1. Lift the handset of any touch-tone phone and listen for the dial tone.
-  2. Dial 360-264-6067.
-  3. After the line rings, listen for the special dial tone.
-  4. Dial your 7-digit home or business telephone number that has a Call Forwarding feature, followed by your 4-digit Personal Identification Number (PIN). (Your PIN is initially programmed by a tele phone company representative.)
-  5. Listen for the special dial tone. You are now ready to change your Call Forward.
6. Proceed with one of the three Call Forwarding functions: Call Forward, Call Forward Busy, Call Forward No Answer.